

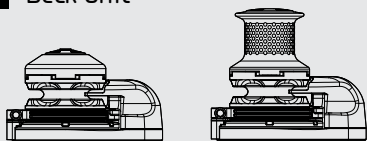


# 1. Windlasses

## V8 Vertical Windlass

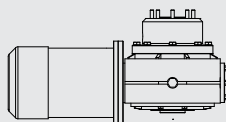
### V8 Part Numbers

#### 1 Deck Unit



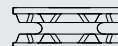
PART NO.	PART NO.	DESCRIPTION
Left Hand	Right Hand	
69000377	69000378	V8 Deck Unit Gd, CB
69000379	69000380	V8 Deck Unit Gd, HI-P CB
69000381	69000382	V8 Deck Unit Go, CB
69000387	69000388	V8 Deck Unit Go, HI-P CB
69000390	69000391	V8 Deck Unit Gd, RB
69000392	69000393	V8 Deck Unit Gd, HI-P RB
69000394	69000395	V8 Deck Unit Go, RB
69000396	69000397	V8 Deck Unit Go, HI-P RB

#### 2 Motor Gearbox



PART NO.	DESCRIPTION
69000383	V8 24V 2.5kW Motor/Gearbox
69000383M	V8 24V 2.5kW M/Gearbox Mirrored
69000384	V8 24V 3.5kW Motor/Gearbox
69000384M	V8 24V 3.5kW M/Gearbox Mirrored
69000385	V8 Hyd Motor/Gearbox TE230
69000386	V8 Hyd HP Motor gearbox HiP Adan 200
69000416	V8 165cc/rev Hyd Motor/Gearbox TE165
69000444	V8 4kW 400V 3 ph AC braked M/Gearbox
69000444M	V8 4kW 400V AC braked M/Gearbox Mirrored
69000445	V8 4kW 208V 3 Ph AC braked M/Gearbox
69000445M	V8 4kW 208V 3 Ph AC braked M/Gbox Mirrored

#### 3 Gypsy



PART NO.	GYPSY KIT	CHAIN DESCRIPTION
68000900	11mm	11 mm DIN 766
68000877	12-13mm	12 mm Short Link, 13 mm DIN 766, 7/16" ISO G4
68000878	14mm	14 mm Short Link, 14 mm DIN 766
68000879	16mm	16 mm Short Link, 16 mm DIN 766
68000880	1/2"	1/2" ISO G4
68000881	14mm Studlink	14mm Studlink

### Description Abbreviations & Explanations

LH	Left Hand are mainly for single installs	Mirrored	Mirror image to allow motor to be on opposite side of gearbox
HI-P	High-Power deck unit can only be used with HP hydraulic motor gearbox	HP	High-performance inline hydraulic drive
CB	Close coupled band brake included. It is operated with a winch handle or with close coupled handwheel assembly 68001023	Gd	Gypsy drum
RB	Remote band brake version ready to accept the brake cable	Go	Gypsy only

### V8 switch kit and accessories

#### 4 Circuit Breakers



PART NO.	DESCRIPTION	FIT WINDLASS
68000894	Circuit Breaker 200A	V8 2.5kW
68000895	Circuit Breaker 250A	V8 3.5kW

#### 5 Contactor



PART NO.	DESCRIPTION	V8 - 2500	V8 - 3500
Sealed Contactors			
68000319	Dual 24V	•	
68000321	Dual 24V		•
Contactors in Boxes			
68000130	Dual 24V	•	
18000237	Dual 24V		•

#### AC control boxes



PART NO.	VOLTAGE	MOTOR POWER	RATED CURRENT
68000973	400 V	4 kW	9 A
68000974	400 V	5.5 kW	12 A
68000975	400 V	7.5kW	16 A
68000981	200 V	4 kW	16 A
68000982	200 V	5.5 kW	20 A
68000983	200 V	7.5kW	27 A

#### 6 Switches & Accessories

Refer to p34-38 for more information



Footswitches



Chain counters



Wireless remote control